

# PREMIUM QUALITY HIGHLINE GUTTER

**NATURAL DAYLIGHT**  
FROM A CLEAR GLASS ROOF

VARIABLE  
**15-35°** PITCH

## TWO INTERNAL PELMET SIZES

LUSSO AND  
LUSSO LIGHT

**HOMELY**  
INTERNAL ENVIRONMENT

**lusso**<sup>®</sup>

AN EVEN WIDER CHOICE FOR  
CONSERVATORY INSTALLERS

Lusso is just one in a wide range of Eurocell conservatory systems and designs.

All our conservatory frames, roofs, profiles, finials and finishes are compatible, so you don't have to look anywhere else to create exactly the conservatory your customers are looking for. Or for the help and advice you need to erect it with the minimum of hassle.

And because Eurocell conservatories are highly energy efficient, every job exceeds the latest energy-efficiency standards and every customer gets a room they can use, the whole year round.

### Classic style

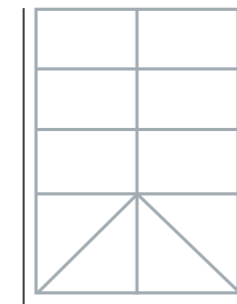
Our bespoke conservatory range covers classic and contemporary styles including Victorian, Edwardian, P-style and gable-ended. And now, with Lusso, orangery designs too.

Lusso in timeless white delivers classic style, with special interior colours available on request.

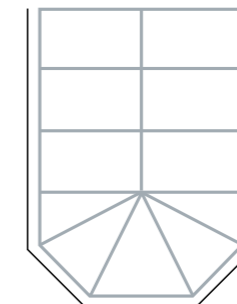
### Guaranteed peace of mind

Whichever Eurocell conservatory roof system you choose, you will still receive our 10-year manufacturer guarantee, giving your customers peace of mind.


## LUSSO ROOF TYPES AVAILABLE



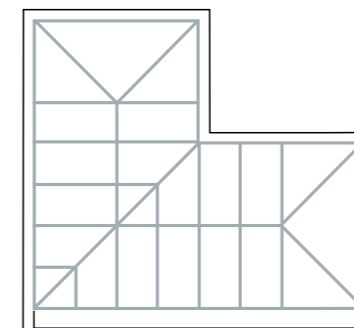
Edwardian



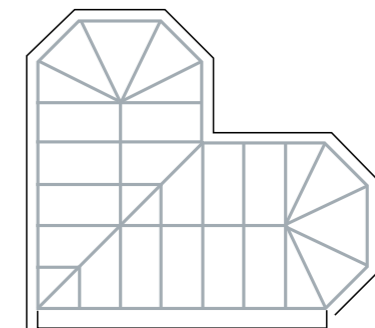
3 Facet Victorian



Gable Ended



P-Shaped Edwardian



P-Shaped Victorian





lusso®

THE FULL ORANGERY EXPERIENCE WITH HIGHLINE GUTTER AND LARGE HOMELY PELMET

### LUSSO INTERNAL PELMET

Let the homeowner enjoy more natural daylight than from a clear glass lantern roof, plus a relaxing atmosphere created by a deep pelmet dimension and concealed LED pelmet lighting in the evening.

### LUSSO HIGHLINE GUTTER

Create the look of an orangery style conservatory with our quality highline gutter and decorative corner castings.



lusso LIGHT

SLIMMER PELMET FOR INCREASED INTERNAL LIGHT

The intelligently-designed continuous box-section around the roof avoids the needs for plastering and simply allows the trims and cladding (all perfectly colour-matched to the orangery-style roof) to be fitted to the aluminium fascia mounted on brackets. As well as avoiding installers having to factor in specialist trades to carry out plastering, this design significantly reduces the amount of time needed to complete the project.

With the ability to incorporate subtle lighting within the roof perimeter and a full range of perfectly colour-matched trims and accessories, it provides customers with plenty of scope for creating a lasting impression. Lusso is available to both bar length and kit customers.



#### Complementary products:

HD LED downlight kits are available (roof kit customers only). Fitting kits are stainless steel as standard, with aluminium, chrome and black colour options available on request.